

**TABLE OF CONTENTS**


<b>TITLE</b>	<b>PAGE</b>
AIR DRYER VARIATIONS.....	3-2
OIL COALESCING CARTRIDGE COMPARISONS .....	3-3
AIR DRYER QUICK REFERENCE.....	3-6
SYSTEM SAVER™ 1200 PLUS AIR DRYERS .....	3-7
SYSTEM SAVER™ 1200 AIR DRYERS .....	3-8
SYSTEM SAVER™ 1800 AIR DRYERS .....	3-11
SYSTEM SAVER™ TWIN AIR DRYERS .....	3-12
VALVES.....	3-16
COMPONENTS .....	3-19

## AIR DRYER VARIATIONS

<b>System Saver™ 1200</b>	System regeneration
<b>System Saver™ 1200 E</b>	External econ line
<b>System Saver™ 1200 P</b>	Uses an external purge tank
<b>System Saver™ 1200 Plus</b>	Designed specifically for the North American braking system market. A high-capacity air dryer that uses internal air for regeneration. Contains a spin on/off air dryer cartridge for easier scheduled preventive maintenance. May or may not contain a governor.
<b>System Saver™ 1200 U</b>	Uses the discharge line for unloading the compressor
<b>System Saver™ 1200 UP</b>	Uses the discharge line for unloading the compressor and has an external purge tank
<b>System Saver™ 1800</b>	Provides increased drying volume for heavy-duty applications. Where space allows, the taller WABCO System Saver™1800 air dryer cartridges –R950048, R950069 – can be used on System Saver™1200 air dryers to provide increased drying capacity for normal volume applications.
<b>TWIN</b>	A sequential two-cartridge system allowing one side to regenerate while the other side continues to dry air. Designed for compressors that operate almost continuously and demand high volumes of dry air.
<b>Coalescing Cartridge</b>	Air dryer cartridge containing desiccant materials of the highest quality to absorb more moisture from the air system before it can flow down-stream; also contains additional oil collecting material to prevent oil from contaminating the air system. Increasingly becoming the primary cartridge used in heavy equipment today.
<b>Standard Cartridge</b>	Air dryer cartridge containing desiccant materials of the highest quality to absorb more moisture from your air system before it can flow down-stream.

**STANDARD AND COALESCING CARTRIDGES**

WABCO offers two options, traditional and coalescing, spin-on-style air dryers.



**FEATURES & BENEFITS**

**Standard Cartridge:**

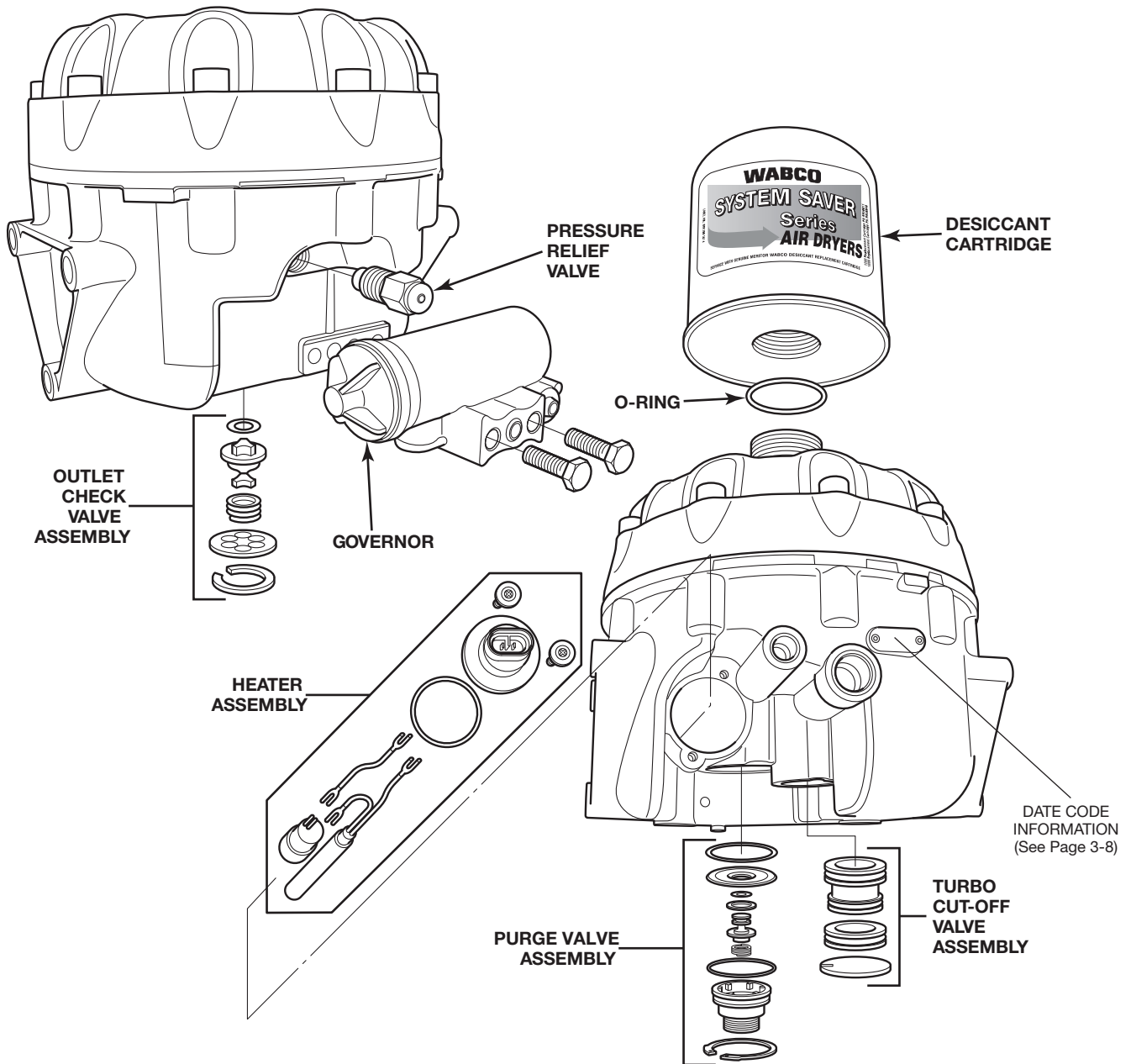
- Maintains a reliable braking system
- Spin-on/spin-off design allows for quick and easy maintenance

**Coalescing Cartridge:**

- Maintains a reliable braking system
- Spin-on/spin-off design allows for quick and easy maintenance
- Reduces the amount of aerosol oil and particulate in air supply
- Reduced aerosol oil maintains factory performance levels of downstream valves by not allowing oil to clog or slow valves
- Extends the life of downstream valves by reducing the oil that can damage rubber seals
- Reduces vehicle downtime
- Reduced maintenance and repair costs
- Maintains system performance

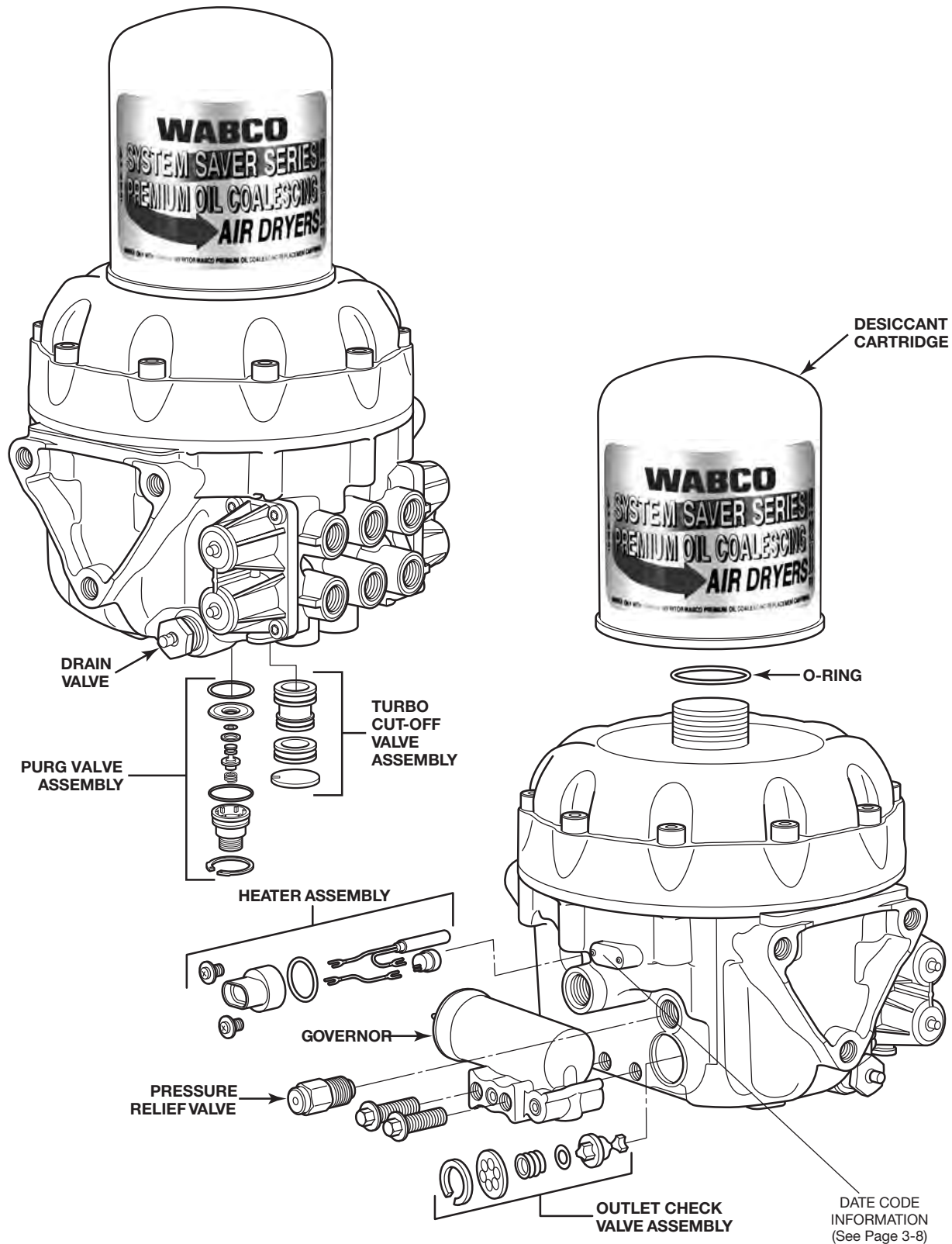
SYSTEM SAVER™ 1200 PLUS SERIES AIR DRYERS

3



For Technical Support, please see:  
MM-34 System Saver™ Single Cartridge Air Dryers

SYSTEM SAVER™ 1200 PLUS SERIES AIR DRYERS  
WITH MULTI CIRCUIT PROTECTION




## AIR DRYER QUICK REFERENCE


PART NO.	TYPE	CORE NO.	GROUP NO.
S432 471 001 7	Service Exchange	XC3210	AD003
S432 471 100 7	Service Exchange	XC3211	AD002
S432 471 100 0X	Reman	XC3211	AD002
S432 471 101 7	Service Exchange	XC3211	AD002
S432 471 101 0X	Reman	XC3211	AD002
S432 471 201 7	Service Exchange	XC3223	AD012
S432 471 021 0X	Reman	XC3210	AD003

**SYSTEM SAVER™ 1200 PLUS AIR DRYERS**


**SYSTEM SAVER™ 1200 PLUS RETROFIT KIT**

	PART NO.	NEW/SERVICE EXCHANGE/REMAN	CARTRIDGE	COMPRESSOR RATING	APPLICATION
	S400 850 701 0	New	R950011 or R950068	< 35CFM	12V System Saver 1200Plus air dryer, retrofit kit for Bendix AD9 air dryers. Contains SS1200 Plus dryer, AD-9 mounting bracket adapter and installation instructions. Does not include the integrated governor.


**SYSTEM SAVER™ 1200 PLUS 12-VOLT STANDARD**

	PART NO.	NEW/SERVICE EXCHANGE/REMAN	PORTS			TURBO CUTOFF VALVE (YES/NO)
			CONTROL	DELIVERY	SUPPLY	
	S432 470 041 0	New	M14x1.5	M22x1.5	M22x1.5	No
	S432 471 000 0	New	.25-18 NPTF	.50-14 NPTF	.50-14 NPTF	No
	S432 471 001 0	New	.25-18 NPTF	.50-14 NPTF	.50-14 NPTF	No
	S432 471 001 7	Service Exchange				
	S432 471 100 0	New	.25-18 NPTF	.50-14 NPTF	.50-14 NPTF	Yes
	S432 471 100 7	Service Exchange				
S432 471 100 0X	Reman					


**SYSTEM SAVER™ 1200 PLUS 12-VOLT COALESCING**

	PART NO.	NEW/SERVICE EXCHANGE/REMAN	PORTS			TURBO CUTOFF VALVE (YES/NO)
			CONTROL	DELIVERY	SUPPLY	
	S432 470 254 0	New	.25-18 NPTF	.50-14 NPTF	.50-14 NPTF	Yes
	S432 471 101 0	New	.25-18 NPTF	.50-14 NPTF	.50-14 NPTF	Yes
	S432 471 101 7	Service Exchange				
S432 471 101 0X	Reman					

**SYSTEM SAVER™ 1200 PLUS 12-VOLT COALESCING WITH MULTI CIRCUIT PROTECTION**

	PART NO.	NEW/SERVICE EXCHANGE/REMAN	PORTS			TURBO CUTOFF VALVE (YES/NO)
			CONTROL	DELIVERY	SUPPLY	
	S432 475 101 0	New	.125-27 NPTF	N/A	.50-14 NPTF	Yes
	S432 475 201 0	New	.125-27 NPTF	N/A	.50-14 NPTF	Yes
S432 475 201 7	Service Exchange					

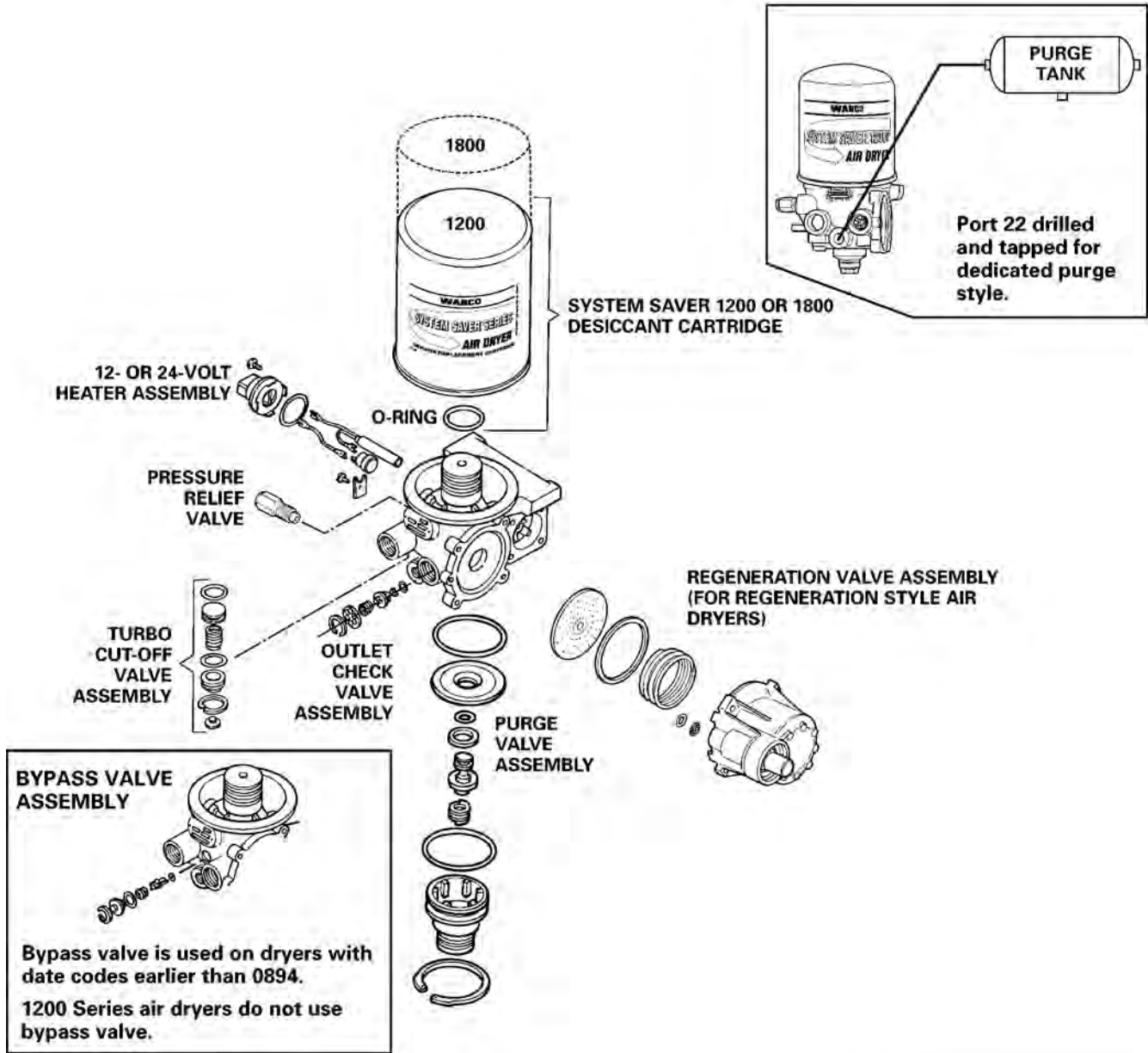
**SYSTEM SAVER™ 1200 PLUS 24-VOLT COALESCING**

	PART NO.	NEW/SERVICE EXCHANGE/REMAN	PORTS				TURBO CUTOFF VALVE (YES/NO)
			CONTROL	DELIVERY	PURGE TANK	SUPPLY	
	S432 470 021 0	New	.25-18 NPTF	.50-14 NPTF	N/A	.50-14 NPTF	No
S432 470 021 0X	Reman						

Plus Series

**SYSTEM SAVER™ 1200 AIR DRYERS**  
**SYSTEM SAVER™ 1200/1800 AIR DRYERS**

3







**DATE CODE INFORMATION**

To identify a specific model air dryer, WABCO uses a date code. This code appears on the part number identification tag on the face of the dryer, as illustrated below:



For Technical Support, please see:  
 MM-34 System Saver Single Cartridge Air Dryers on pages 3-4 and 3-5





**SYSTEM SAVER™ 1200 AIR DRYERS**

<b>SYSTEM SAVER™ 1200 12-VOLT STANDARD</b>										
	PART NO.	CORE NO.	GROUP NO.	NEW/ SERVICE EXCHANGE/ REMAN	CARTRIDGE	PORTS				REPL. KIT*
						CONTROL	DELIVERY	PURGE TANK	SUPPLY	
 E Series	<b>S432 413 010 0</b>	N/A	N/A	New	R950011	.25 in.- 18 NPTF	.50 in.- 14 NPTF	.25 in.- 18 NPTF	.50 in.- 14 NPTF	R955207
	<b>S432 413 010 7</b>	XC3209	AD009	Service Exchange						R955207NX
	<b>S432 413 010 0X</b>	XC3209	AD009	Reman						R955207X
 U Series	<b>S432 413 017 0</b>	N/A	N/A	New	R950011	.25 in.- 18 NPTF	.50 in.- 14 NPTF	.25 in.- 18 NPTF	.50 in.- 14 NPTF	R955210
	<b>S432 413 017 7</b>	XC3201	AD004	Service Exchange						R955210NX
	<b>S432 413 017 0X</b>	XC3201	AD004	Reman						R955210X
 P Series	<b>S432 413 024 0</b>	N/A	N/A	New	R950011	.25 in.- 18 NPTF	.50 in.- 14 NPTF	.25 in.- 18 NPTF	.50 in.- 14 NPTF	R955300
	<b>S432 413 024 7</b>	XC3202	AD006	Service Exchange						R955300NX
	<b>S432 413 024 0X</b>	XC3202	AD006	Reman						R955300X
 SRWABK118	<b>SRWABK118</b>	N/A	N/A	New	R950011	.25 in.- 18 NPTF	.50 in.- 14 NPTF	.25 in.- 18 NPTF	.50 in.- 14 NPTF	R955205
	<b>SRWABK118NX</b>	XC3200	AD001	Service Exchange						R955205NX
	<b>SRWABK118X</b>	XC3200	AD001	Reman						R955205X


\*Replacement kit contains power cable, mounting hardware and pressure control check valve.

SYSTEM SAVER™ 1200 AIR DRYERS



3

SYSTEM SAVER™ 1200 12-VOLT COALESCING										
	PART NO.	CORE NO.	GROUP NO.	NEW/ SERVICE EXCHANGE/ REMAN	CARTRIDGE	PORTS				REPL. KIT*
						CONTROL	DELIVERY	PURGE TANK	SUPPLY	
 UP Series	S432 421 033 0			New	R950068A	.25 in.-18 NPTF	.50 in.-14 NPTF	.25 in.-18 NPTF	.50 in.- 14 NPTF	R955082
	S432 421 033 7	XC3203	AD007	Service Exchange						R955082NX
	S432 421 033 0X	XC3203	AD001	Reman						R955082NX
	S432 421 040 0	N/A	N/A	New	R950068A	.25 in.-18 NPTF	.50 in.-14 NPTF	.25 in.-18 NPTF	.50 in.- 14 NPTF	R9550630
	S432 421 040 0X	XC3200	AD001	Reman						R9550630X
 P Series	S432 421 048 0	N/A	N/A	New	R950068A	.25 in.-18 NPTF	.50 in.-14 NPTF	.25 in.-18 NPTF	.50 in.- 14 NPTF	R955079
	S432 421 048 7	XC3202	AD006	Service Exchange						R955079NX
	S432 421 048 0X	XC3202	AD006	Reman						R955079X
	S400 850 180 0	N/A	N/A	New	R950068A	.25 in.-18 NPTF	.50 in.-14 NPTF	.25 in.-18 NPTF	.50 in.- 14 NPTF	N/A

\*Replacement kit contains power cable, mounting hardware and pressure control check valve.


ECAD COALESCING							
	PART NO.	NEW/SERVICE EXCHANGE/ REMAN	CARTRIDGE	PORTS			
				CONTROL	DELIVERY	PURGE	SUPPLY
	S432 425 200 0	New	R950068A	.25-18 NPTF	.50-14 NPTF	.25-18 NPTF	.50-14 NPTF



**SYSTEM SAVER™ 1200 AIR DRYERS**

<b>SYSTEM SAVER™ 1200 24-VOLT STANDARD</b>										
	PART NO.	CORE NO.	GROUP NO.	NEW/ SERVICE EXCHANGE/ REMAN	CARTRIDGE	PORTS				REPL. KIT*
						CONTROL	DELIVERY	PURGE TANK	SUPPLY	
 UP Series	S432 413 025 0	N/A	N/A	New	R950011	.25 in.-18 NPTF	.50 in.-14 NPTF	.25 in.-18 NPTF	.50 in.-14 NPTF	R955315
	S432 413 025 7	XC3202	AD006	Service Exchange						R955315NX
	S432 413 025 0X	XC3202	AD006	Reman						R955315X
 SRWABK Series	SRWABK119	N/A	N/A	New	R950011	.25 in.-18 NPTF	.50 in.-14 NPTF	.25 in.-18 NPTF	.50 in.-14 NPTF	R955206
	SRWABK119NX	XC3200	AD001	Service Exchange						R955206NX
	SRWABK119X	XC3200	AD001	Reman						R955206X

\*Replacement kit contains power cable, mounting hardware and pressure control check valve.

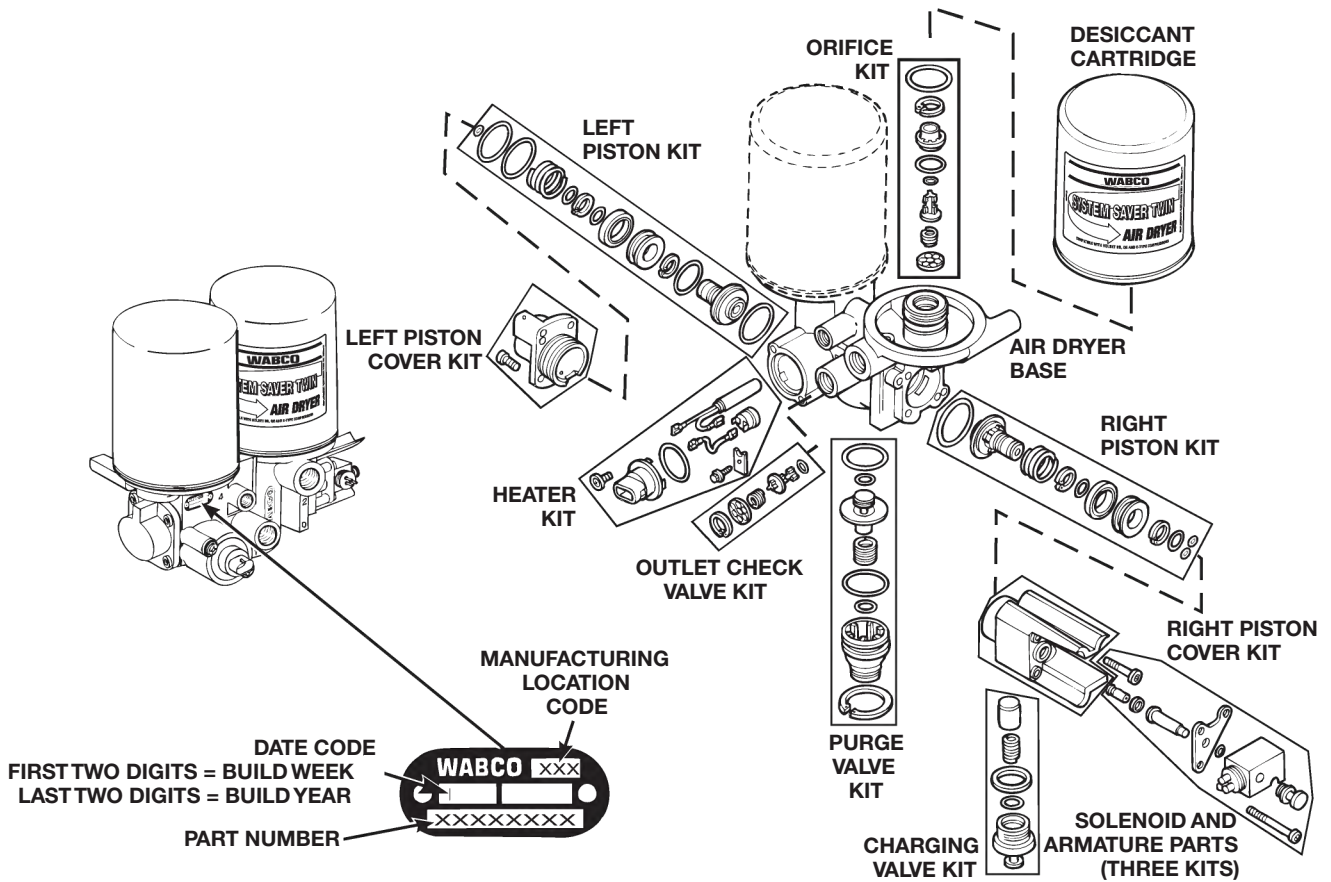
**SYSTEM SAVER™ 1800 AIR DRYERS**

<b>SYSTEM SAVER™ 1800 12-VOLT STANDARD</b>									
	PART NO.	NEW/SERVICE EXCHANGE/ REMAN	CARTRIDGE	PORTS				REPL. KIT	
				CONTROL	DELIVERY	PURGE TANK	SUPPLY		
 P Series	<b>S432 413 063 0</b>	New	R950048	.25 in.-18 NPTF	.50 in.-14 NPTF	.25 in.-18 NPTF	.50 in.-14 NPTF	R955313	

<b>SYSTEM SAVER™ 1800 12-VOLT COALESCING</b>										
	PART NO.	CORE NO.	GROUP NO.	NEW/ SERVICE EXCHANGE/ REMAN	CARTRIDGE	PORTS				REPL. KIT
						CONTROL	DELIVERY	PURGE TANK	SUPPLY	
 UP Series	S432 421 052 0	N/A	N/A	New	R950069	.25 in.-18 NPTF	.50 in.-14 NPTF	.25 in.-18 NPTF	.50 in.-14 NPTF	R955081
	S432 421 052 7	XC3203	AD007	Service Exchange						R955081N
	S432 421 052 0X	XC3203	AD007	Reman						R955081
 P Series	S432 421 054 0	N/A	N/A	New	R950069	.25 in.-18 NPTF	.50 in.-14 NPTF	.25 in.-18 NPTF	.50 in.-14 NPTF	R955080
	S432 421 054 7	XC3202	AD006	Service Exchange						R955080NX
	S432 421 054 0X	XC3202	AD006	Reman						R955080X

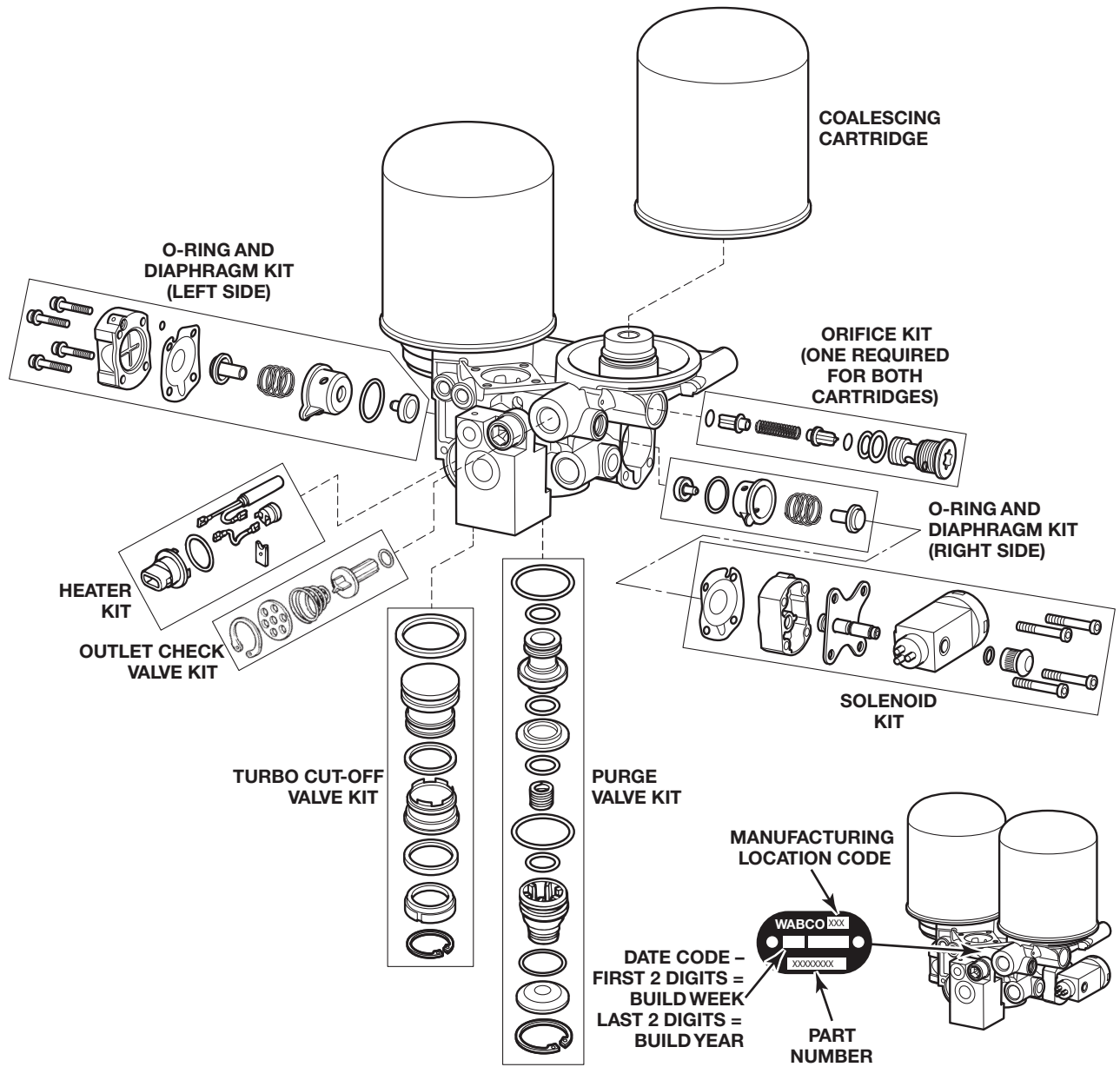
**SYSTEM SAVER™ TWIN AIR DRYERS**  
**ORIGINAL SYSTEM SAVER™ TWIN AIR DRYER**

3




For Technical Support, please see:  
 MM-35 System Saver™ Twin Air Dryers



**SYSTEM SAVER™ TWIN AIR DRYERS**  
**“NEW” SYSTEM SAVER™ TWIN AIR DRYER**



SYSTEM SAVER TWIN AIR DRYERS

3

TWIN 12 VOLT COALESCING										
	PART NO.	NEW/ SERVICE EXCHANGE/ REMAN	COMPRESSOR RATING	ORIFICE SIZE	THREAD SIZE			REPLACES	CARTRIDGE	REPL. KIT
					CONTROL	DELIVERY	SUPPLY			
	S432 433 042 0	New	24-40 CFM	1.0mm	.25 in.-18 NPTF	(1 each) .50 in.-14 NPTF		S432 431 028 0	R950068A	R955089

TWIN 12 VOLT COALESCING												
	PART NO.	CORE NO.	GROUP NO.	NEW/ SERVICE EXCHANGE/ REMAN	COMPRESSOR RATING	ORIFICE SIZE	THREAD SIZE			REPLACES	CARTRIDGE	REPL. KIT
							CONTROL	DELIVERY	SUPPLY			
	S432 433 036 0	N/A	N/A	New	24-40 CFM	1.0mm	.25 in. -18 NPTF	.50 in.-14 NPTF	S432 431 012 0	R950068A	R955010	
	S432 433 036 0X	XC3205	AD008	Reman							R955010X	
	S432 433 040 0	N/A	N/A	New	Less than 25 CFM	0.8mm	.25 in. -18 NPTF	.50 in.-14 NPTF	S432 431 016 0	R950068A	R955065	
	S432 433 040 0X	XC3205	AD008	Reman							R955065X	
	S432 433 048 0	N/A	N/A	New	24-40 CFM	1.0mm	25 in. -18 NPTF	.50 in.-14 NPTF	N/A	R950068A	NA	






**SYSTEM SAVER TWIN AIR DRYERS**

<b>TWIN 24 VOLT COALESCING</b>											
PART NO.	CORE NO.	GROUP NO.	NEW/ SERVICE EXCHANGE/ REMAN	COMPRESSOR RATING	ORIFICE SIZE	THREAD SIZE			REPLACES	CARTRIDGE	REPL. KIT
						CONTROL	DELIVERY	SUPPLY			
S432 433 038 0	N/A	N/A	New	24-40 CFM	1.0mm	.25 in. -18 NPTF	.50 in.-14 NPTF	S432 431 014 0	R950068A	R955029	
S432 433 038 0X	XC3205	AD008	Reman								
S432 433 041 0	N/A	N/A	New	Less than 25 CFM	0.8mm	.25 in. -18 NPTF	.50 in.-14 NPTF	S432 431 017 0	R950068A	R955066	
S432 433 041 0X	XC3205	AD008	Reman								











**3**

**CARTRIDGES**











<b>CARTRIDGES</b>	
	PART NO. APPLICATION
	R950011 For use on System Saver 1000 and 1200 Series and TWIN air dryers
	R950068A Coalescing version of System Saver 1200 and TWIN air dryer and other spin-on dryer applications. Improved oil separation verses conventional cartridges.
	R950048 For use on System Saver 1800 Series air dryers. Can be retrofitted to an existing SS1200 air dryer to increase drying capacity.
	R950069 Coalescing version of System Saver 1800 air dryer and other spin-on dryer applications. Improved oil separation verses conventional cartridges. Requires more frequent service intervals.

VALVES

3



VALVE KITS				
	PART NO.	VALVE TYPE	KIT CONTENTS	APPLICATION
	R950012	Regeneration	Diaphragm, Cap, Compression Spring, Valve Housing, Capscrews	For dryers with date codes earlier than 2295. For SS1200 and SS1800 models.
	R950013	Turbo Cut-Off	Plug, Retainer Ring, Cover, O-ring, Compression Spring, Piston (valve), Lip Seal	If you are replacing the turbo cut-off valve on a System Saver 1200E air dryer, please contact your distributor for part number information.
	R950014	Purge	O-rings, Washer, Piston Assembly, Shims, Spring, Valve Head, Retainer Ring	Install washer with lip facing piston seat. Shims may not be included in this kit. If not included, they are not required. If included, they must be installed above and below the spring. Kit is for use on all single cartridge dryers with U.S. (NPTF) ports.
	R950015	12-volt Heater Assembly	Mounting Screws (2), Wiring Connector, O-ring, Wire, Heater, Thermostat, Plastic Retainer, Retainer Screw	12-volt heater kit for dryers with date code 0994 and later. For all System Saver Series Air Dryers.
	R950016	24-volt Heater Assembly	Mounting Screws (2), Wiring Connector, O-ring, Wire, Heater, Thermostat, Plastic Retainer, Retainer Screw	For all 24-volt System Saver Series Air Dryers.
	R950017	Outlet Check	O-ring, Valve Body, Compression Spring, Washer, Retainer Ring	Kit is for use on SS1200 and SS1800 air dryers with U.S. (NPTF) ports.
	R950018	Bypass	O-rings, Valve Body, Compression Spring, Cover, Retainer Ring	Use on dryers with date code 0894 or earlier. Check date code on dryer before ordering this kit. The date code appears on the i.d. tag on the face of the dryer. For use on SS1200 and SS1800 Models.
	R950044	Regeneration	Diaphragm, Cap, Compression Spring, Valve Housing, Capscrews	For dryers with date codes 2295 and later. For use with all System Saver Series Air Dryers.





**VALVES**

<b>VALVE KITS</b>				
	<b>PART NO.</b>	<b>VALVE TYPE</b>	<b>KIT CONTENTS</b>	<b>APPLICATION</b>
	R950046	Check	Metal Washers, Banjo Fitting, O-ring, Econ Valve, Nut, Compression Spring, Tube	Use on System Saver Series 1200E single cartridge air dryers.
	R950047	Turbo Cut-Off	Plug, Retainer Ring, Cover, O-ring, Compression Spring, Piston (valve), Lip Seal	For use with 1200E air dryer with Econ Valve Kit.
	R955047	Purge	O-rings, Piston Assembly, Spring, Shim, Valve Body and Retainer Ring	Shim may not be included with this kit. If not included, it is not required. If included, install below compression spring. For use with all System Saver Series Twin Air Dryers.
	S432 431 924 2	Purge	O-rings, Piston Assembly, Spring, Shim, Valve Body and Retainer Ring	For use on air dryer part numbers 432 431 xxx x and 432 433 xxx x, System Saver Series Twin Air Dryers.
	S432 431 925 2	Check	O-ring, Valve Body, Compression Spring, Washer, Retainer Ring	Outlet Check Valve kit for System Saver Twin Models with part numbers 432 431 xxx x, System Saver Series Twin Air Dryers.
	S432 413 929 2	Purge	O-rings, Piston Assembly, Spring, Shim, Valve Body and Retainer Ring	Install washer with lip facing piston seat. Shims may not be included in this kit. If not included, it is not required, System Saver Series Twin Air Dryers.
	S432 431 930 2	Relief	O-ring, Piston Assembly, spring, Washer, Nut, Plug	Charging Valve Kit for System Saver Series Twin Air Dryers.
IMAGE NOT AVAILABLE AT TIME OF PRINTING	S432 413 932 2	Turbo Cut-Off	Plug, Retainer Ring, Cover, O-ring, Compression Spring, Piston (valve), Lip Seal	Turbo Cut-Off Piston design change on all units with date code of 3108 or later backwards compatible.
	S432 413 934 2	Turbo Cut-Off	Plug, Retainer Ring, Cover, O-ring, Compression Spring, Piston (valve), Lip Seal	Replaces the turbo cut-off valve on a System Saver 1200E air dryer.
	S432 470 921 2	Turbo Cut-Off	Plug, Retainer Ring, Cover, O-ring, Compression Spring, Piston (valve), Lip Seal	For use with the System Saver 1200+ Air Dryers and System Saver Series Twin Air Dryers with 432 433 xxx x part numbers.


VALVES




3



VALVE KITS				
	PART NO.	VALVE TYPE	KIT CONTENTS	APPLICATION
	S432 470 922 2	Check	O-ring, Valve Body, Compression Spring, Retainer Ring	For use with the System Saver 1200+ Air Dryers and System Saver Series Twin Air Dryers with 432 433 xxx x part numbers.
	SRWABK085	Pressure Relief	Pressure Relief Valve, Street Tee Fitting	Use on all System Saver Series dryers without integral relief valve.


INDIVIDUAL VALVES					
	PART NO.	VALVE TYPE	LENGTH	THREADS	APPLICATION
	S2206 D 1226	Pressure Relief		Port: 3/8 in.-18 NPTF	Valve sold separately or as part of kit SRWABK085.
	S434 100 310 0	PC Check	3.25 in.	.50 in.-14 NPTF	Acts as a one-way check valve when pressure drops below 90 psi.
	SRWABC015	Check	N/A	N/A	Assembly consists of check valve and pipe nipple. Use with Holset E-Type compressor systems. For System Saver TWIN Models.
	SRWABC017	Back Pressure Control Valve	N/A	N/A	For bulk unloading, or Central Tire Inflation (CTI) Systems.

**COMPONENTS**

<b>GOVERNORS</b>						
	<b>PART NO.</b>	<b>NEW/REMAN</b>	<b>CUT-IN</b>	<b>CUT-OUT</b>	<b>PORT SIZE</b>	<b>APPLICATION</b>
	S432 470 920 2	New	105 - 110 psi	129 - 135 psi	1/8-27 NPTF	SS1200 Plus Governor Kit

<b>ADDITIONAL PARTS</b>		
	<b>PART NO.</b>	<b>DESCRIPTION</b>
	S432 407 070 0	Silencer
	S891 490 830 4	Screw
	S432 413 933 2	O-ring Kit

<b>PISTON KIT</b>			
	<b>PART NO.</b>	<b>KIT CONTENTS</b>	<b>APPLICATION</b>
	S432 431 931 2	5 O-rings 1 Spring 2 Snap Rings 1 Grease Pack	Right Hand For System Saver Twin Models with 432 431 xxx x part numbers.
	S432 431 932 2	7 O-rings 2 Snap rings 1 Spring 1 Grease Pack	Left Hand For System Saver Twin Models

<b>HEATER POWER CORD</b>				
	<b>PART NO.</b>	<b>GAGE</b>	<b>LENGTH</b>	<b>APPLICATION</b>
	S894 607 431 0	14-gage	12 in.	Metri-Pack plug provides electrical connection to air dryer heating unit 432 431 xxx x part numbers.